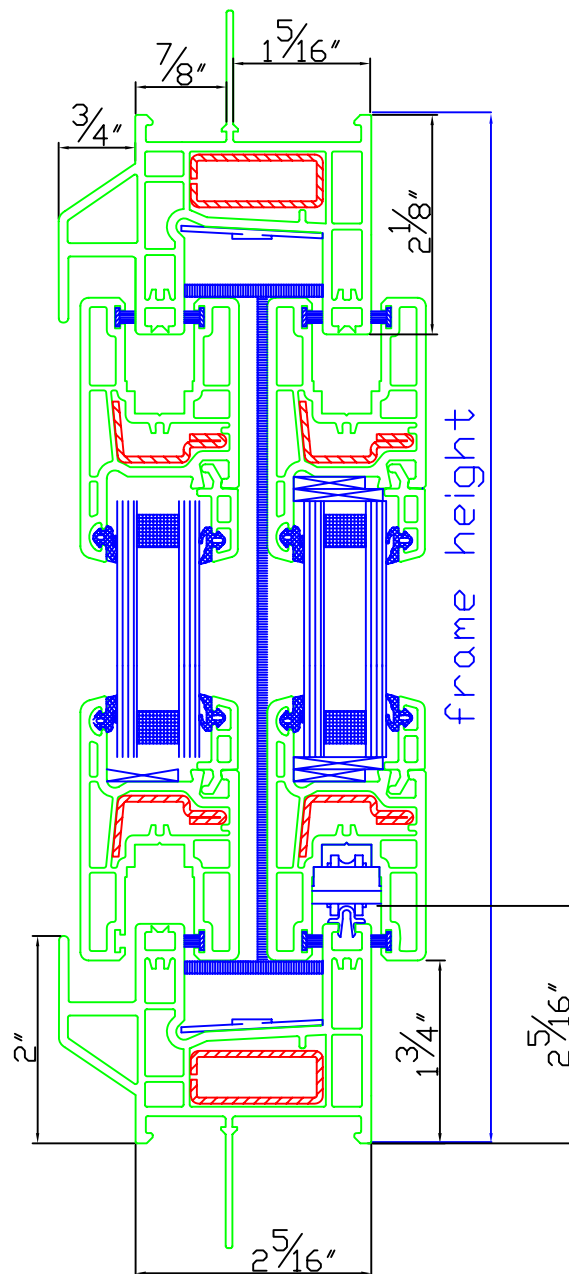



Series

Product Type

Omni PVC

HS300 Horizontal Sliding Window - head and sill detail

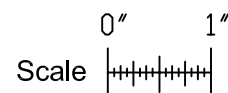


Clear Height Opening =
Net Frame Height - $4\frac{1}{2}$ "

Due to design improvements or hardware changes, Bede can not guarantee that this calculator will be applicable to any specific product you may be ordering. As this clear opening calculator is intended for general reference only, please contact your Bede representative to check the accuracy of items on any specific quote or order.



Scale = 1/2 actual size when printed 8 1/2 x 11
**Actual dimensions may vary depending on printer



Bede reserves the right to change product details without notice to improve performance.
Before relying on product drawings, you may want to verify that you are viewing current details

Updated: 11-20-09